

受控

www.chinaacoustic.com

Specification for Magnetic Buzzer	Page	2/9
	Revision No.	1.0
	Drawing No.	OEM5741R

Model No. : DAP1203X-5741

CONTENTS

- 1. Scope
范围
- 2. General
概要
- 3. Maximum Rating
额定极限条件
- 4. Electrical Characteristics
电性能
- 5. Measurement Block Diagram & Response Curve
测试图和曲线图
- 6. Reliability Test
可靠性试验
- 7. Dimensions
尺寸
- 8. Packaging Standard
包装标准
- 9. Cautions
警告
- 10. Cautions for Use
注意事项
- 11. Revision
履历表

Model No. : DAP1203X-5741	Specification for Magnetic Buzzer	Page	3/9
		Revision No.	1.0
		Drawing No.	OEM5741R

1. 范围 Scope

This product specification is applied to the magnetic buzzer in alarm systems. Please contact us when using this product for any other applications than described in the above.

本规格书适用于电磁式蜂鸣器，通常它用在系统中做报警或提示的蜂鸣器用，如果将该产品用于其它领域，请与我们联系。

2. 概要 General

2.1 Out-Diameter : Ø12mm

外径: Ø12mm

2.2 Height : 9.5mm

高度: 9.5 mm

2.3 Weight : 2 g.

重量: 2克

2.4 Case Material/Color : PBT/Black

壳体材质/颜色: PBT/黑

2.5 According to the No.7 of RoHS Exemptions, lead-based solder alloys containing 85 % by weight or more lead (Sn10Pb90)

根据"欧盟RoHS指令豁免条款"第7条规定,使用了铅含量超过85%的锡铅合金焊料(Sn10Pb90)

3. 额定极限条件 Maximum Rating

	项目 Item	规格 Specification
3.1	工作温度范围 Operating Temperature Range	-20 ~ +70℃
3.2	储存温度范围 Storage Temperature Range	-30 ~ +80℃
3.3	额定电压 Rated Voltage	3VDC
3.4	工作电压 Operating Voltage	2~5VDC

4. 电性能 Electrical Characteristics

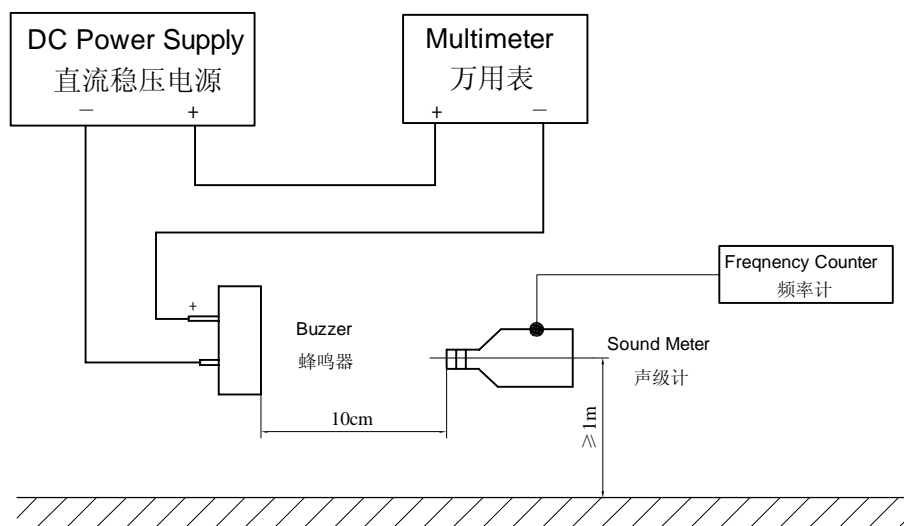
	项目 Item	规格 Specification
4.1	Max.Rated Current 额定电流	30mA/3VDC
4.2	Resonant Frequency 谐振频率	2.3± 0.3KHz
4.3	Min.Sound Pressure Level 最小声压	82dB/3VDC/10cm
4.4	Response Time 响应时间	50ms
4.5	Tone Nature 音调	Continuous (直音)

Model No. : DAP1203X-5741	Specification for Magnetic Buzzer	Page	4/9
		Revision No.	1.0
		Drawing No.	OEM5741R

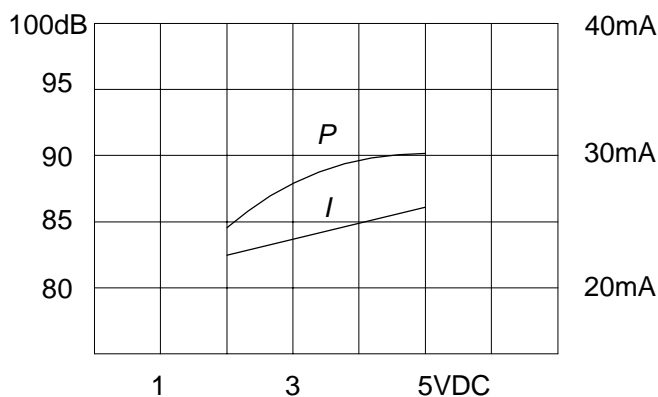
5.测试图和曲线图 Measurement Block Diagram & Response Curve

5.1 声压测试 S.P.L. Measuring

输入信号:3VDC
Input Signal:3VDC



5.2 曲线图 Response Curve



5.3 测试环境 Measuring Condition

温度 $+25\pm 3^{\circ}\text{C}$ ，湿度 $60\pm 10\%\text{R.H.}$ 标准测试状态,在没有疑问的场合,可以在温度 $+5\sim +35^{\circ}\text{C}$,湿度 $45\sim 85\%\text{R.H.}$ 的范围内测试.

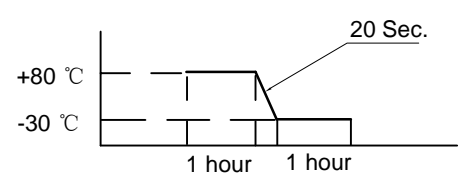
Part shall be measured under a condition (Temperature : $+5$ to $+35^{\circ}\text{C}$, Humidity :45 to 85%R.H.)unless the standard condition (Temperature : $+25\pm 3^{\circ}\text{C}$, Humidity : $60\pm 10\%\text{R.H.}$) is regulated measure.

Model No. : DAP1203X-5741	Specification for Magnetic Buzzer	Page	5/9
		Revision No.	1.0
		Drawing No.	OEM5741R

6. Reliability Test 可靠性试验

After test(1~7item), the Buzzer S.P.L . difference shall be within $\pm 10\text{dB}$, Frequency difference shall be within $\pm 0.5\text{KHz}$. and the appearance not exist any change to be harmful to normal operation(e.g. cracks,rusts,damages and especially distortion).

在1-7项试验后，蜂鸣器的声压变化值在 $\pm 10\text{dB}$ 之内，频率变化在 $\pm 0.5\text{KHz}$ 之内。外观无变化（例如：开裂、生锈、损伤、变形等现象）。

	Item 项目	Specification 说明
1	High Temperature Test 高温试验	<p>First being worked in a chamber with $+80\pm 2^\circ\text{C}$ for 2h and then being placed in a chamber with $+80\pm 2^\circ\text{C}$ for 16h, finally being placed in natural condition for 2h, sounder shall be measured.</p> <p>将产品置于 $+80\pm 2^\circ\text{C}$ 试验箱中，先工作 2小时，再放置16小时，然后在正常大气压条件下恢复2小时后，进行测量</p>
2	Low Temperature Test 低温试验	<p>First being worked in a chamber with $-30\pm 2^\circ\text{C}$ for 2h and then being placed in a chamber with $-30\pm 2^\circ\text{C}$ for 16h, finally being placed in natural condition for 2h, sounder shall be measured.</p> <p>将产品置于 $-30\pm 2^\circ\text{C}$ 试验箱中，先工作 2小时，再放置16小时，然后在正常大气压条件下恢复2小时后，进行测量</p>
3	Humidity Test 潮湿试验	<p>After being placed in a chamber with 90 to 95%R.H. at $+40\pm 2^\circ\text{C}$ for 2 h and then being placed in natural condition for 2h , sounder shall be measured.</p> <p>将产品置于湿度为 90~95%R.H，温度为$+40\pm 2^\circ\text{C}$试验箱中 2小时，然后在正常大气压条件下恢复2小时后，进行测量</p>
4	Thermal Shock Test 热冲击试验	<p>After being worked in a chamber at $+80\pm 2^\circ\text{C}$ for 1 hour, then sounder shall be placed in a chamber at $-30\pm 2^\circ\text{C}$ for 1 hour(1 cycle is the below diagram).</p> <p>After 6 above cycles, sounder shall be measured after being placed in natural condition for 1 hour.</p> <p>将产品置于$+80\pm 2^\circ\text{C}$试验箱中，先工作1小时，然后将产品置于$-30\pm 2^\circ\text{C}$试验箱中，再工作1小时，经过6个循环后，在正常大气压条件下恢复1小时，进行测量</p>  <p>The diagram illustrates a thermal shock cycle. It shows a temperature profile with two horizontal segments: one at $+80^\circ\text{C}$ and one at -30°C. Each segment is labeled '1 hour'. A vertical line connects the two segments, labeled '20 Sec.', indicating the dwell time at the transition temperature.</p>

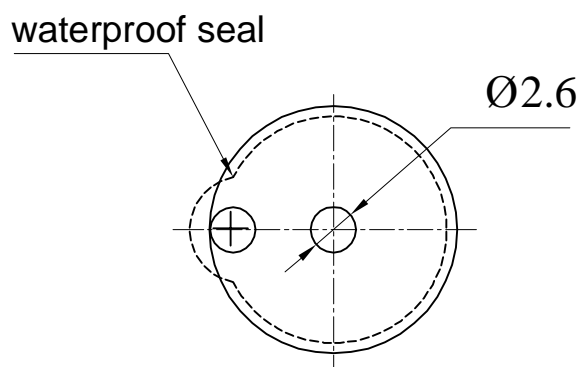
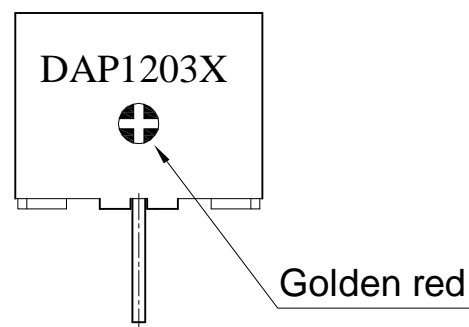
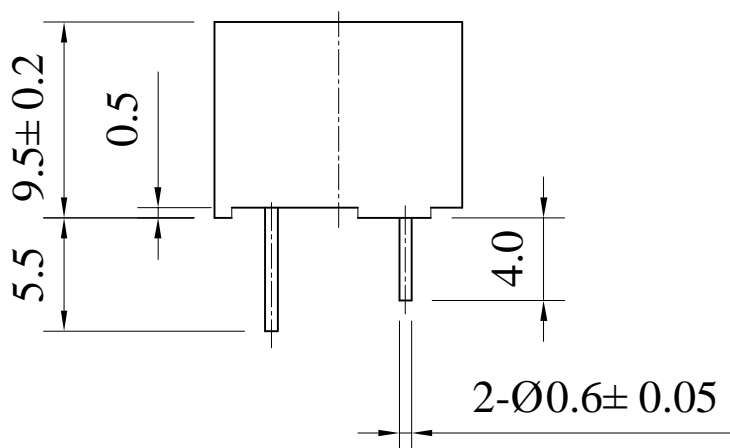
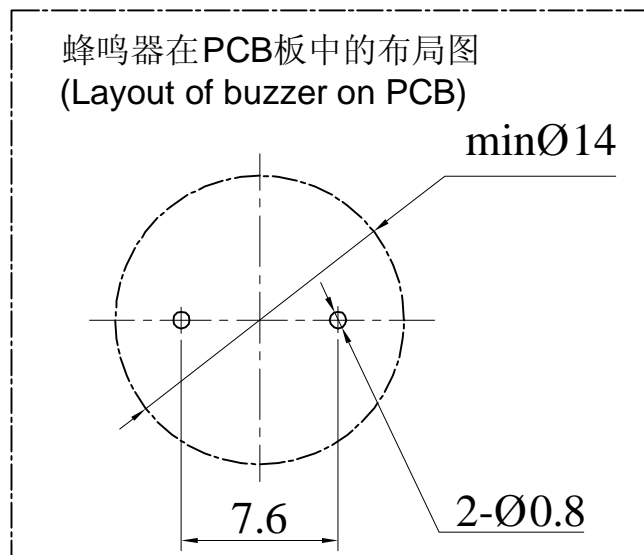
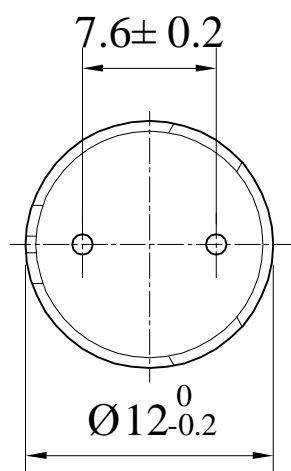
Model No. : DAP1203X-5741	Specification for Magnetic Buzzer	Page	6/9
		Revision No.	1.0
		Drawing No.	OEM5741R

6. Reliability Test 可靠性试验

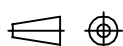
	Item 项目	Specification 说明
5	Vibration Resistance 振动试验	<p>Sounder shall be measured after being applied vibration of amplitude of 1.5mm with 10 to 30Hz band of vibration frequency to each of 3 perpendicular directions for 2 hour.</p> <p>振幅为1.5mm，频率为10~30Hz，三个不同轴方向各振动2小时，试验后进行测量。</p>
6	Drop Test 跌落试验	<p>Sounder packed in the carton are dropped in six direction from the height of 80cm to the concrete floor.</p> <p>跌落高度80cm,6个不同方向整箱跌落到水泥地，试验后进行测量。</p>
7	Solderability 可焊性试验	<p>Lead terminals are immersed in rosin for 5 seconds and then immersed in solder bath of $+260 \pm 5^{\circ} \text{C}$ for 3 ± 0.5 seconds.</p> <p>插针浸入松香5秒，然后再浸入$+260 \pm 5^{\circ} \text{C}$的锡炉中$3 \pm 0.5$秒，插针表面应覆盖一层光滑明亮的焊料。</p>
8	Terminal Strength Pulling 插针强度试验	<p>The force 10 seconds of 9.8N is applied to each terminal in axial direction.</p> <p>插针应承受9.8N拉力，拉力时间10秒，插针无松动和脱落等现象。</p>

Model No. : DAP1203X-5741	Page	7/9
	Revision No.	1.0
	Drawing No.	OEM5741R

7. Dimensions



FIRST ANGLE PROJECTION



UNIT : mm

Tolerance : ±0.5

Specification for Magnetic Buzzer		Page	8/9
Model No. : DAP1203X-5741		Revision No.	1.0
		Drawing No.	OEM5741R

8. 包装标准 Packaging Standard

产品的外包装是纸箱, 它应该清楚的标明型号, 数量, 出厂检验批号.
在运输及储存的过程中, 产品必须不会受到机械损伤.

Each minimum package unit of products shall be in a carton box and it shall be clearly marked with Part Number, quantity and outgoing inspection number.

There shall be no mechanical damage on products during transportation and/or in storage.

9. 警告 Cautions

如果产品使用于下列高可靠性的装置时, 请与我们联系, 以免对人的生命, 财产和身体造成损害.

Please contact us before using our products for the undermentioned applications requiring especially high reliability in order to prevent defects which might directly cause damage to other party's life, body or property (listed below).

- (1) Aircraft equipment 飞行设备
- (2) Aerospace equipment 航天设备
- (3) Undersea equipment 潜水设备
- (4) Medical equipment 医疗设备
- (5) Transportation equipment (automobiles, trains, ships) 交通设施
- (6) Traffic signal equipment 交通信号设备
- (7) Disaster prevention/crime prevention equipment 防灾害/防犯罪设备
- (8) Data-processing equipment 数据处理设备
- (9) Applications of similar complexity or reliability requirements comparable to the applications listed in the above 以及与上述相类似或可靠性要求更高的设备

10. 注意事项 Cautions for Use

- 10.1 如果产品所承受的机械应力超过规定的值, 元件可能被破坏.

The component may be damaged if mechanical stress over this specification is applied.

- 10.2 在使用烙铁的情况下, 应注意烙铁头的温度应该保持在 +350℃ 以下, 并且焊接时间控制在 3 秒内.

In case of using solder iron for soldering, the top of soldering iron's temperature should be kept less than +350 °C. Moreover the soldering time should be also kept with in 3 seconds.

