

SPECIFICATION

Customer :

Applied To :

Product Name : Magnetic Transducer

Model Name : SMT-8540C

Drawing No. : KP3.840.865R

Compliance with ROHS

Signature of Approval

--

Signature of KEPO

Approved by	Checked by	Issued by	Date



宁波凯普电子有限公司

宁波东钱湖镇东钱湖工业区宝源路 25 号
TEL:+86-574-88370330 FAX:+86-574-88370329
No.25 Baoyuan road Dongqian Lake, Industry Area, Dongqian town,
Ningbo City, China(Post Code:315121)
Sales@chinaacoustic.com www.chinaacoustic.com

Specification for Magnetic Transducer	Page	2/10
	Revision No.	1.1
	Drawing No.	KP3.840.865R
Model No. :	SMT-8540C	

CONTENTS

1. Scope
范围
2. General
概要
3. Electrical and Acoustic Characteristics.
电声参数
4. Reliability Test
可靠性试验
5. Measurement Block Diagram & Response curve
测试图和曲线图
6. Structure
结构
7. Dimensions
尺寸
8. Packing
包装
9. Revision
履历表

Specification for Magnetic Transducer		Page	3/10
		Revision No.	1.1
Model No. :	SMT-8540C	Drawing No.	KP3.840.865R

1. Scope

This product specification is applied to the magnetic transducer in alarm systems. Please contact us when using this product for any other applications than described in the above.

本规格书适用于电磁式声响器，通常它用在系统中做报警或提示的声响器用，如果将该产品用于其它领域，请与我们联系。

2. General

2.1 Out-Diameter : 8.5×8.5mm

外径: 8.5×8.5mm

2.2 Height : 4.0 mm

高度: 4.0 mm

2.3 Weight : 0.45g

重量: 0.45g

2.4 Operating Temperature range:

-40~+80℃ without loss of function

工作温度: -40~+80℃

Store Temperature range:

-40~+85℃ without loss of function

储藏温度: -40~+85℃

2.5 According to the No.7 of RoHS Exemptions, lead-based solder alloys containing 85% by weight or more lead (Sn10Pb90)

根据"欧盟RoHS指令豁免条款"第7条规定,使用了铅含量超过85%的锡铅合金焊料 (Sn10Pb90)

3. Electrical and Acoustic Characteristics.

Test condition : 15 ~ 35 °C , 25% ~ 85% RH, 860~1060 mbar

测试条件: 15~35 °C , 25%~85%RH , 860~1060mbar

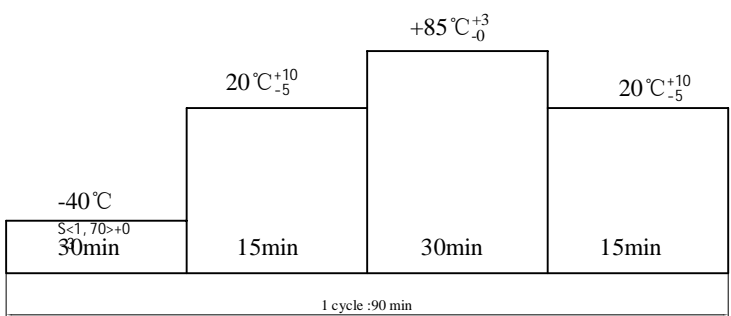
	Items 项目	Specification 规格
1	Rated Voltage 额定电压	3.6V
2	Operating Voltage 工作电压	2.5~4.5V
3	Max. Rated Current 额定电流	80mA /3.6V
4	Resonant Frequency 谐振频率	2670Hz
5	Min. Sound Pressure Level 额定声压	87dB/3.6V/10cm
6	Coil Resistance 直流阻抗	16± 2.4 Ω
7	Case Material/Color 壳体材质/颜色	PPS/Black

Specification for Magnetic Transducer		Page	4/10
		Revision No.	1.1
Model No. :	SMT-8540C	Drawing No.	KP3.840.865R

4. Reliability Test

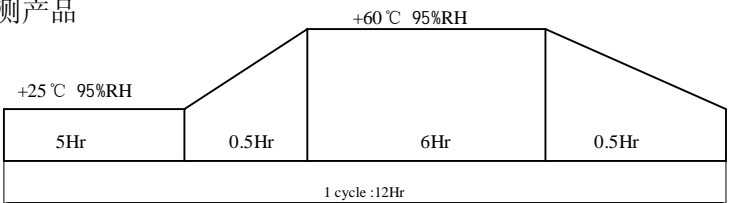
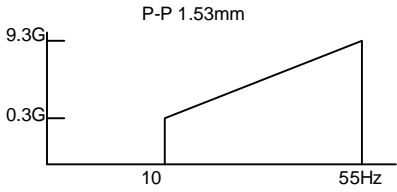
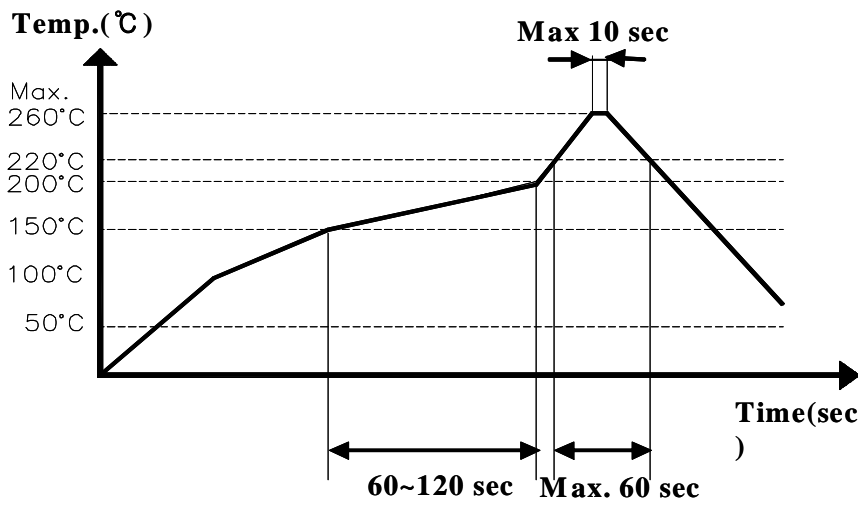
After test(1~7item), the transducer S.P.L . difference shall be within $\pm 10\text{dB}$, and the appearance not exist any change to be harmful to normal operation(e.g.cracks,rusts,damages and especially distortion).

在1-7项试验后，声响器的声压变化值在 $\pm 10\text{dB}$ 之内，外观无变化（例如：开裂、生锈、损伤、变形等现象）。

	Item	Specification
1	Heat Resisance 高温试验	Storage in 85°C test box for 96 hours then expose to the room temperature for 2 hours 将产品置于 85°C 试验箱中96小时，然后在常温下放置2小时后检测产品
2	Cold Resistance 低温试验	Storage in -40 test box for 96 hours then expose to the room temperature for 2 hours.. 将产品置于 -40°C 试验箱中96小时，然后在常温下放置2小时后检测产品
3	Life test in the room temp 寿命试验	Operate sound transducer continuously for 1000 hours with applying 3.6V,square wave, $\frac{1}{2}$ duty,2670HZ,using the test circuit as perattached drawing. 产品在额定的条件下连续工作1000小时后检测产品
4	Temperature Cycle 温度循环试验	Make this test for 5 cycle without applying power ,then expose to the room temperature for 2 hous. 产品在不通电的条件下按以下要求循环5次然后在常温下放置2小时后检测产品 

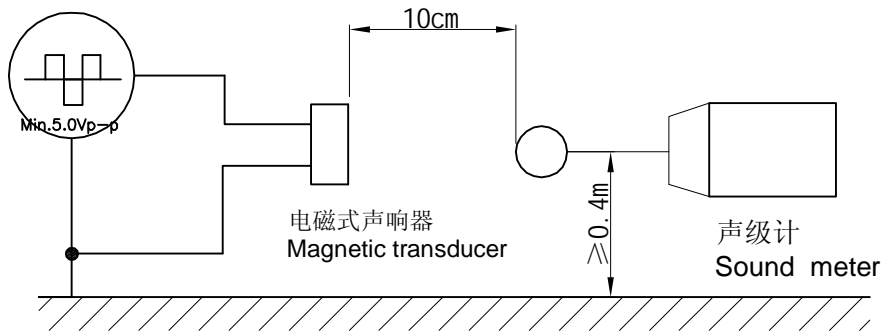
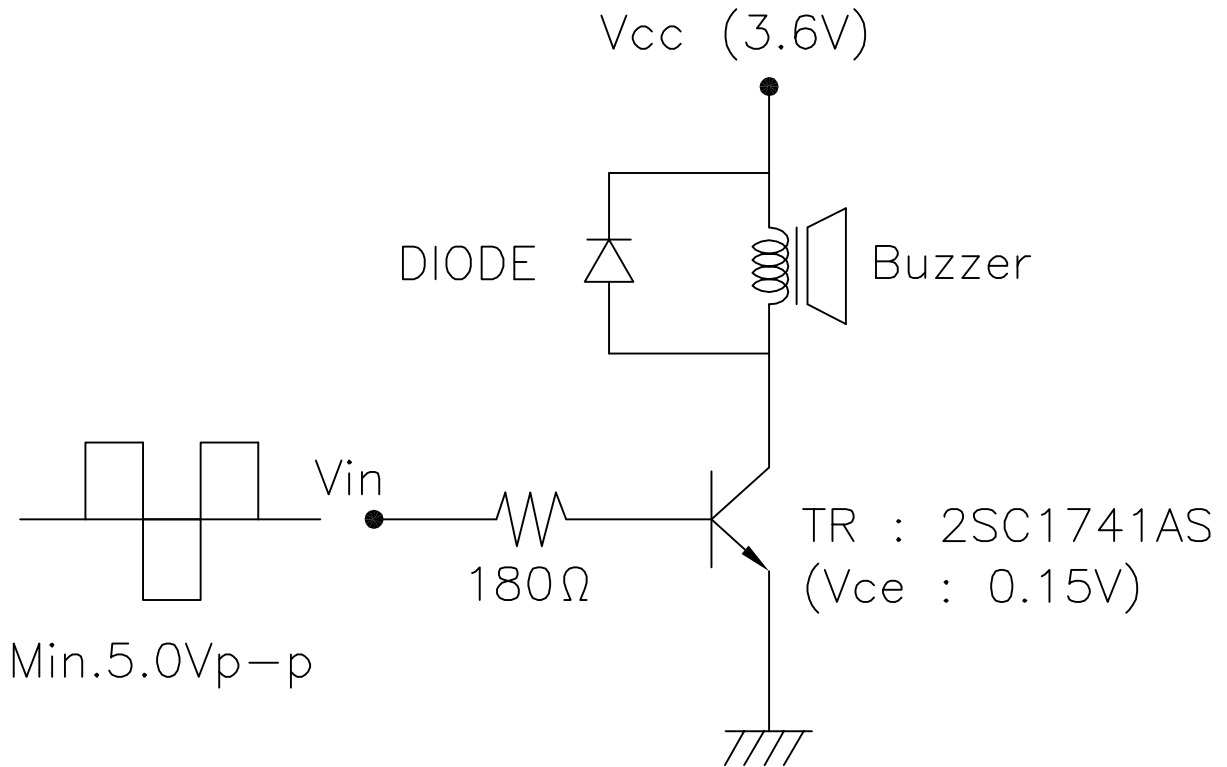
Specification for Magnetic Transducer		Page	5/10
		Revision No.	1.1
Model No. : SMT-8540C		Drawing No.	KP3.840.865R

4. Reliability Test

	Item	Specification
5	Temp./Humidity Resistance 湿热试验	<p>Maki this test for 10 cycles without applying power, then expose to the room temperature for 2 hours. 产品在通电的情况下按要求循环10次，然后在常温下放置2小时后检测产品</p> 
6	Vibration test 振动试验	<p>Make this test for the directions of X,Y and Z for 2 hours each (total 6 hours). To-and-fro sweep time is 1 minute. Dimension of PCB:60X90X1.6t(mm) 产品在X、Y、Z三个方向按要求各振动2小时后检测产品</p> 
7	Drop test 跌落试验	<p>Fix sound transducer on the P.C.B with polyester film (t=0.2mm, gross weight:100g) and the height of 120cm to the direction of six surface for 3 cycles. 将产品固定在印制板上，在高度为120 CM、6个不同表面各跌落1次，共循环3次后检测产品</p>
8	Solderability 可焊性试验	<p>The part shall be dipped into the soldering bath conditioned as follows; -Solder temp:260±5°C -Soaking time:2±0.5sec 将产品浸入260±5°C的锡炉中2±0.5秒后检测产品</p>
9	Reflow Solderi 回流焊接	

Specification for Magnetic Transducer		Page	6/10
Model No. : SMT-8540C		Revision No.	1.1
		Drawing No.	KP3.840.865R

5. Measurement Block Diagram



MIC : ND10 普通声级计或等同品

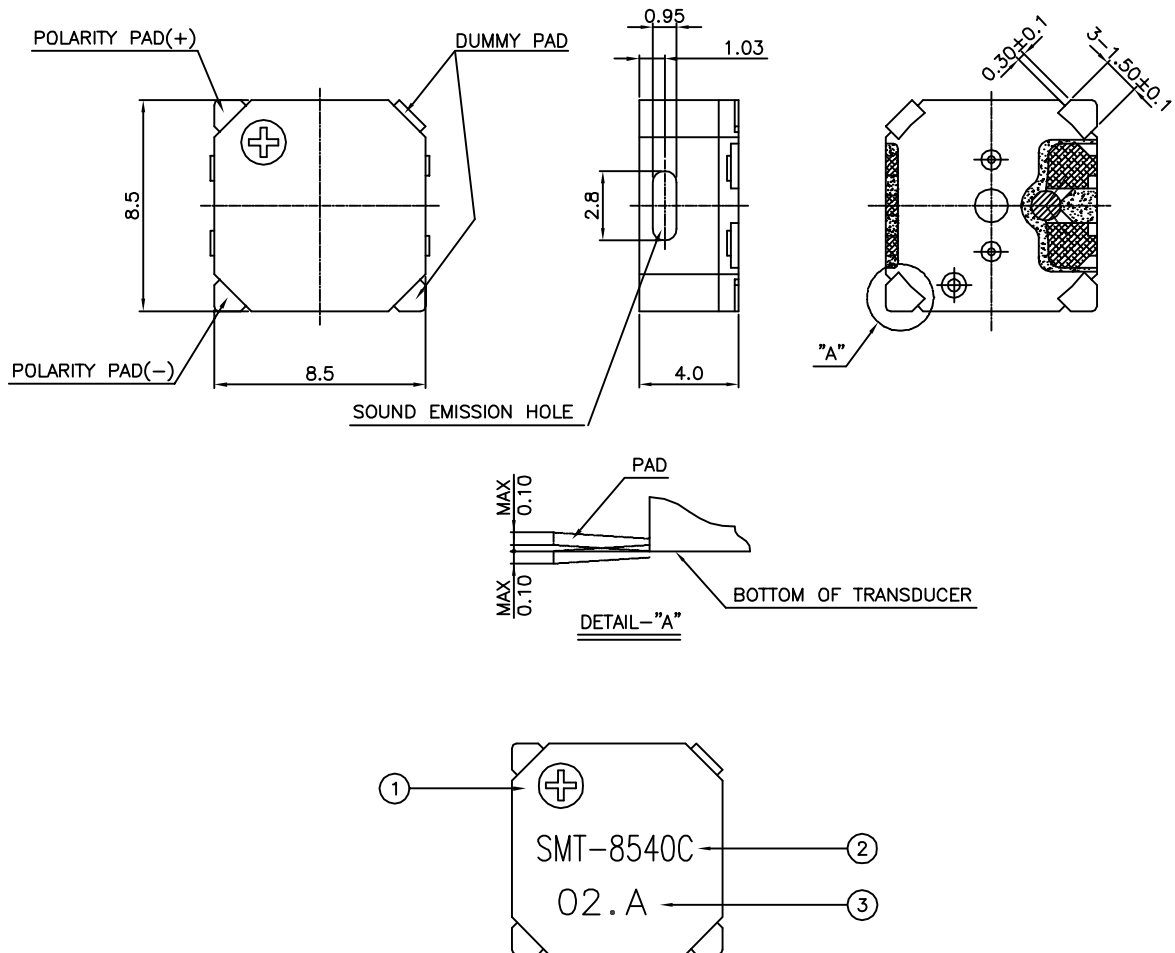
MIC : ND10 S.P.L. or equivalent

S.G. : DF1010 振荡器或等同品

S.G. : DF1010 Oscillater or equivalent

Specification for Magnetic Transducer	Page	8/10
	Revision No.	1.1
Model No. : SMT-8540C	Drawing No.	KP3.840.865R

7. Dimensions



① Polarity Mark (+)

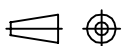
② Model No.

③ Data code

The first digit is the number of the year the last digit is the month

A- January through L - December

FIRST ANGLE PROJECTION



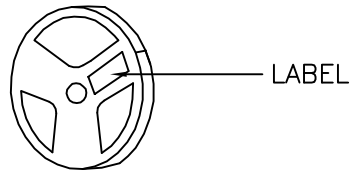
UNIT : mm

Tolerance : ± 0.2

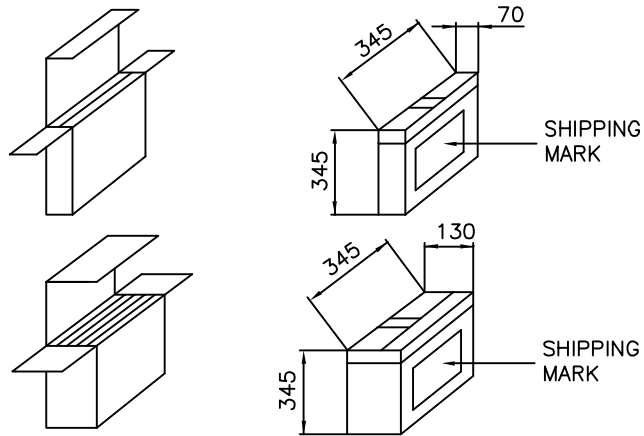
Specification for Magnetic Transducer	Page	9/10
	Revision No.	1.1
Model No. : SMT-8540C	Drawing No.	KP3.840.865R

8. Packing

8-1. 1000 pcs per 1 roll by using the tapping M/C.



8-2. 2 rolls or 4 rolls per 1 double(thick) carton box packed by polypropylene tape.



8-3. Content of the label

- Model No.
- Lot No.
- Buyer Parts No.
- Quantity
- Date
- Vendor

8-4. The label to stick

P/O No.	
Model No.	
Lot No.	
Part No.	
Quantity	pcs
Date	200 . . .
Vendor	.

