

规格书编号

SPEC NO :

产品规格书

SPECIFICATION

CUSTOMER 客 户: _____

PRODUCT 产 品: _____ SAW FILTER _____

MODEL NO 型 号: _____ HDBF36A1Dc SIP5Dc _____

PREPARED 编 制: _____ CHECKED 审 核: _____

APPROVED 批 准: _____ D A T E 日 期: _____ 2007-11-2 _____

客户确认 CUSTOMER RECEIVED:		
审核 CHECKED	批准 APPROVED	日期 DATE

无锡市好达电子有限公司
Shoulder Electronics Limited

更改历史记录 History Record

更改日期 Date	规格书编号 Spec. No.	产品型号 Part No.	客户产品型号 Customer No.	更改内容描述 Modify Content	备注 Remark

1.SCOPE

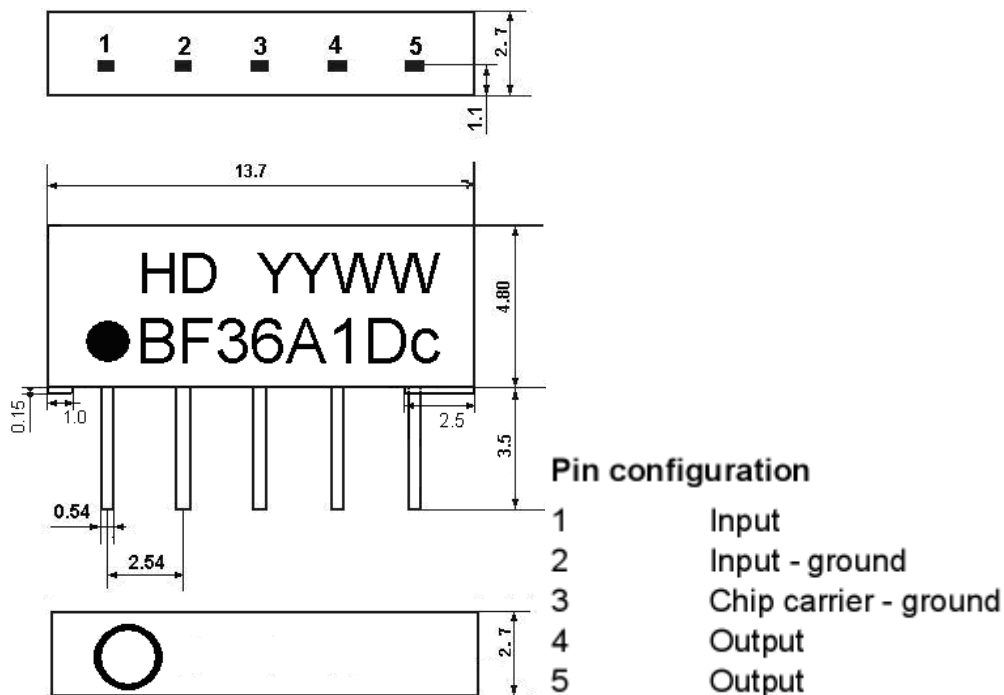
SHOULDER's SAW filter series have broad line up products meeting all broadcast standard including NTSC,PAL and SECAM systems. These filters are composed of two interdigital transducers on a single-crystal, piezoelectrical chip. they are used in electronic equipments such as TV and so on.

2.Construction

2.1 Dimension and materials

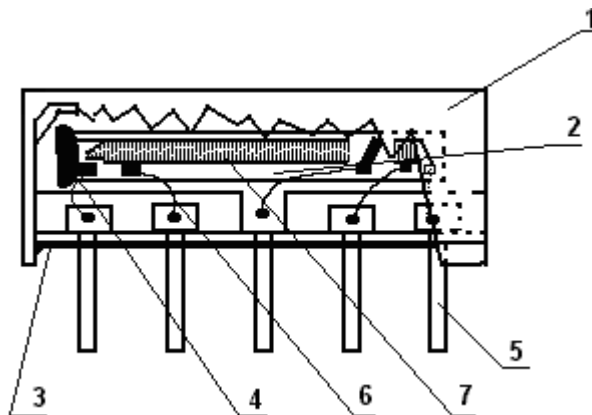
Manufacturer's name : SHOULDER ELECTRONICS LIMITED

Type : BF36A1Dc



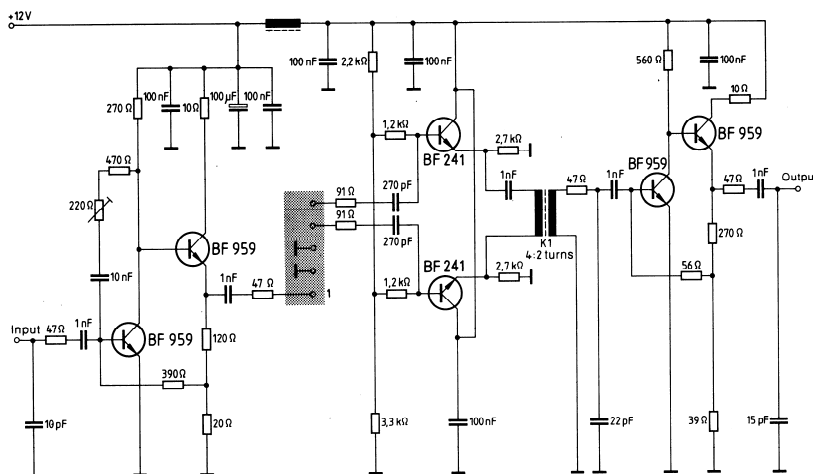
YY:year

WW:week



Components	Materials
1.Outer casing	PPS
2.Substrate	Lithium niobate
3.Base	Epoxy resin
4.Absorber	Epoxy resin
5.Lead	Cu alloy+Au plate
6.Bonding wire	AlSi alloy
7.Electrode	Al

2.2. Circuit construction, measurement circuit



Test circuit for SIP-5 filter

Input impedance of the symmetrical post-amplifier: 2 kΩ in parallel with 3 pF

3.Characteristics

Items	Conditions	Specifications
Standard atmospheric conditions	Unless otherwise specified , the standard range of atmospheric conditions for making measurements and tests is as follows; Ambient temperature : 15℃ to 35℃ Relative humidity : 25% to 85% Air pressure : 86kPa to 106kPa	There shall be no damage.
Operating temperature rang	Operating temperature rang is the rang of ambient temperatures in which the filter can be operated continuously. -20℃ ~ +60℃	
Storage temperature rang	Storage temperature rang is the rang of ambient temperatures at which the filter can be stored without damage. Conditions are as specified elsewhere in these specifications. -40℃ ~ +70℃	
Reference temperature	+25℃	

3.1 Maximum Rating

DC voltage	VDC	12	V	Between any terminals
AC voltage	Vpp	10	V	Between any terminals

3.2 Electrical Characteristics

Source impedance

$Z_s=50\ \Omega$

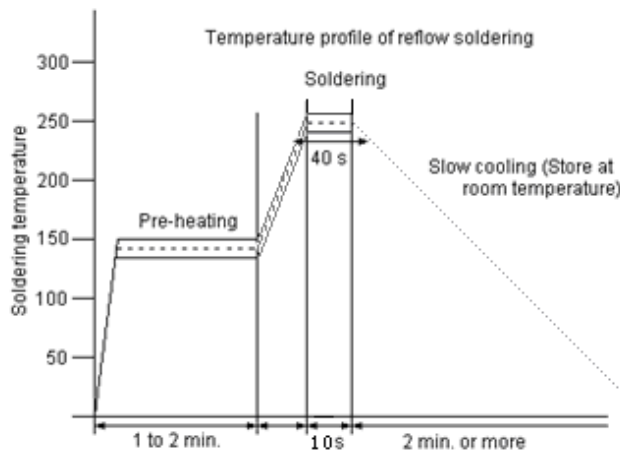
Load impedance

$Z_L=2k\ \Omega // 3pF$

$T_A=25^\circ C$

Item	Freq	min	typ	max	
Center frequency	Fo	-	36.125	-	MHz
Insertion attenuation Reference level	36.125MHz	18.3	20.3	22.3	dB
Amplitude ripple:	32.65~39.60 MHz	0.0	0.6	1.2	dB
Pass bandwidth	B3dB	-	8.0	-	MHz
	B30dB	-	9.4	-	MHz
Relative attenuation	32.32MHz	-0.6	0.9	2.4	dB
	39.93MHz	-0.1	1.4	2.9	dB
	32.13MHz	0.9	2.7	4.5	dB
	31.25MHz	35.0	45.0	-	dB
	47.25MHz	40.0	52.0	-	dB
Sidelobe	25.00~31.25MHz	30.0	40		dB
	40.90~50.00MHz	30.0	38		dB
Reflected wave signal suppression 1.2 μ s...6.0 μ s after main pulse(test pulse 250ns,carrier frequency 36.125MHz)		42	52		dB
Feedthrough signal suppression 1.2 μ s...1.1 μ s before main pulse (test pulse 250ns, carrier frequency 36.125MHz)		50	56		dB
Impedance at 36.125 MHz Input: $Z_{in} = R_{in} // C_{in}$ Output: $Z_{out}=R_{out} // C_{out}$			3.5//15.9 2.4//7.5		k Ω //pF k Ω //pF
Temperature coefficient		-72			ppm/k

3.3 Environmental Performance Characteristics

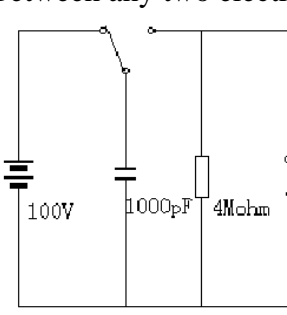
Item	Condition	Specifications																					
High temperature	The specimen shall be store at a temperature of $80\pm2^{\circ}\text{C}$ for $96\pm4\text{h}$. Then it shall be subjected to standard atmospheric conditions for 1h, after which measurement shall be made within 1h.	Mechanical characteristics and specifications in electrical characteristics shall be satisfied. There shall be no excessive change in appearance.																					
Low temperature	The specimen shall be store at a temperature of $-20\pm3^{\circ}\text{C}$ for $96\pm4\text{h}$. Then it shall be subjected to standard atmospheric conditions for 1h, after which measurement shall be made within 1h.																						
Humidity	The specimen shall be store at a temperature of $40\pm2^{\circ}\text{C}$ with relative humidity of 90% to 96% for $96\pm4\text{h}$. Then it shall be subjected to standard atmospheric conditions for 1h, after which measurement shall be made within 1h.																						
Thermal shock	<p>The specimen shall be subjected to 8 continuous cycles each as shown below. Then it shall be subjected to standard atmospheric conditions for 1h, after which measurement shall be made within 1h.</p> <table><tr><td></td><td>Temperature</td><td>Duration</td></tr><tr><td>1</td><td>$+25^{\circ}\text{C}=\>-40^{\circ}\text{C}$</td><td>0.5h</td></tr><tr><td>2</td><td>-40°C</td><td>4h</td></tr><tr><td>3</td><td>$-40^{\circ}\text{C}=\>+85^{\circ}\text{C}$</td><td>2h</td></tr><tr><td>4</td><td>$+85^{\circ}\text{C}$</td><td>4h</td></tr><tr><td>5</td><td>$+85^{\circ}\text{C}=\>+25^{\circ}\text{C}$</td><td>0.5h</td></tr><tr><td>6</td><td>$+25^{\circ}\text{C}$</td><td>1h</td></tr></table>			Temperature	Duration	1	$+25^{\circ}\text{C}=\>-40^{\circ}\text{C}$	0.5h	2	-40°C	4h	3	$-40^{\circ}\text{C}=\>+85^{\circ}\text{C}$	2h	4	$+85^{\circ}\text{C}$	4h	5	$+85^{\circ}\text{C}=\>+25^{\circ}\text{C}$	0.5h	6	$+25^{\circ}\text{C}$	1h
	Temperature		Duration																				
1	$+25^{\circ}\text{C}=\>-40^{\circ}\text{C}$	0.5h																					
2	-40°C	4h																					
3	$-40^{\circ}\text{C}=\>+85^{\circ}\text{C}$	2h																					
4	$+85^{\circ}\text{C}$	4h																					
5	$+85^{\circ}\text{C}=\>+25^{\circ}\text{C}$	0.5h																					
6	$+25^{\circ}\text{C}$	1h																					
Resistance to Soldering heat	<p>Reflow soldering method Peak: $255\pm5^{\circ}\text{C}$, $220\pm5^{\circ}\text{C}$, 40s At electrode temperature of the specimen.</p> 																						

	<p>The specimen shall be passed through the reflow furnace with the condition shown in the above profile for 1 time.</p> <p>The specimen shall be stored at standard atmospheric conditions for 1h, after which the measurement shall be made. Test board shall be 1.6 mm thick. Base material shall be glass fabric base epoxy resin.</p>	
Solder ability	Immerse the pins melt solder at 260°C+5/-0°C for 5 sec.	More then 95% of total area of the pins should be covered with solder

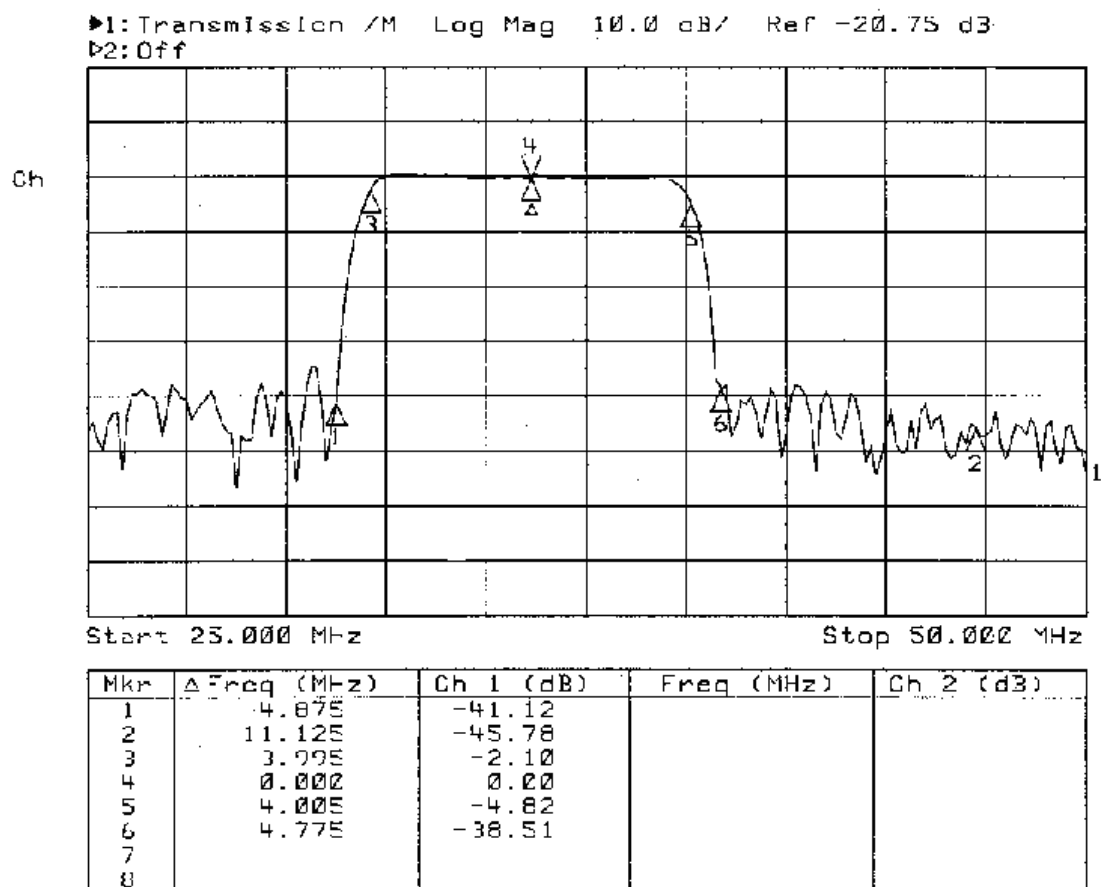
3.4Mechanical Test

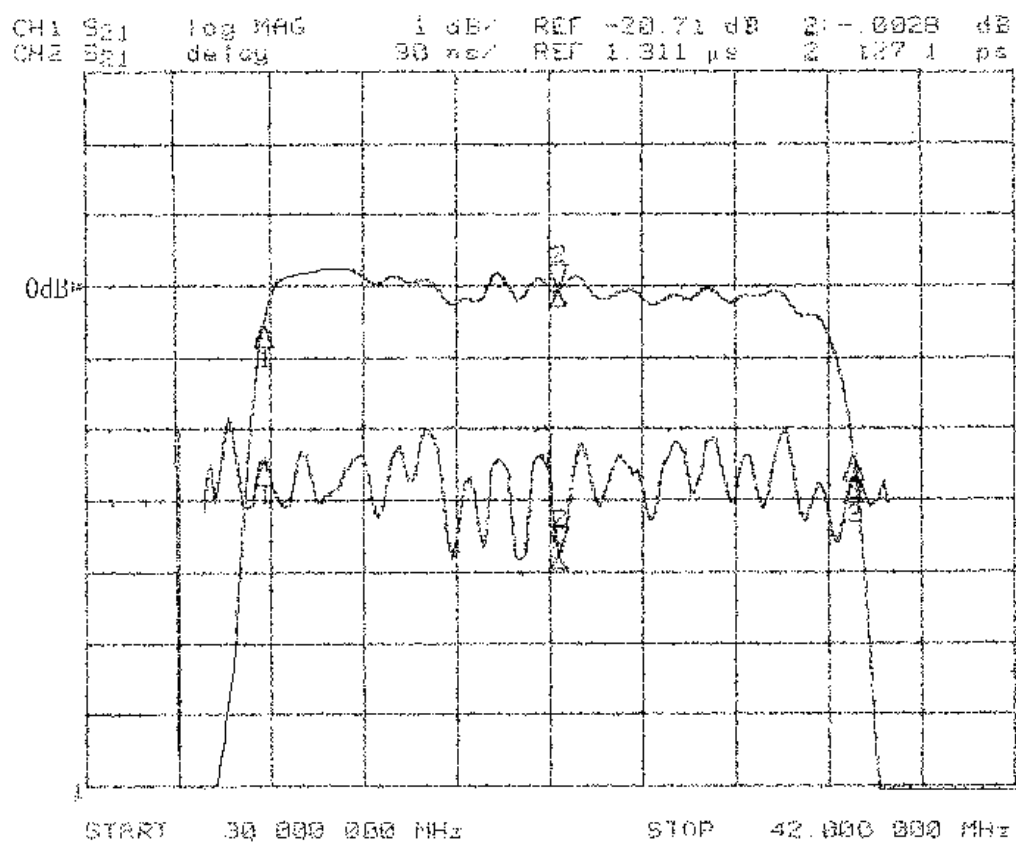
Items	Conditions	Specifications
Vibration	600-3300rpm amplitude 1.5mm 3 directions 2 H each	There shall be no damage.
Drop	On maple plate from 1m high 3 times	
Lead pull	Pull with 1kg force for 30 seconds	
Lead bend	90° bending with 500g weigh 2 times	

3.5Voltage Discharge Test

Item	Condition	Specifications
Surge	<p>Between any two electrode</p> 	There shall be no damage

3.6 Frequency response





►1: Transmission /M Log Mag 10.0 dB/ Ref -21.32 dB

