

Piezoelectronic Products

Ceramic Filters

Lead

FFE Series FFE1070 Type

CERAMIC FILTERS 10.7MHz

FEATURES

- Color-coded center frequency rankings enable non-adjustable IF circuit implementations.
- Large attenuation and superior temperature characteristics ensure high IF circuit stability (center frequency temperature coefficient: 0 to 15 ppm/°C).



SHAPES AND DIMENSIONS

FFE-MA, -NA

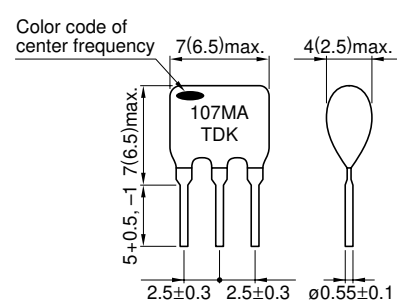


Fig. 1

FFE-MS, -MJ

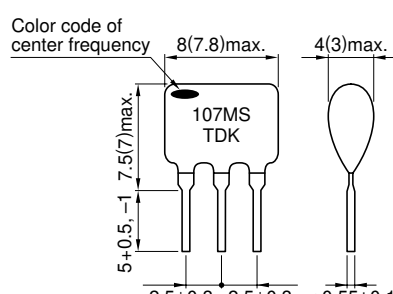


Fig. 2

() are typical values.
Dimensions in mm

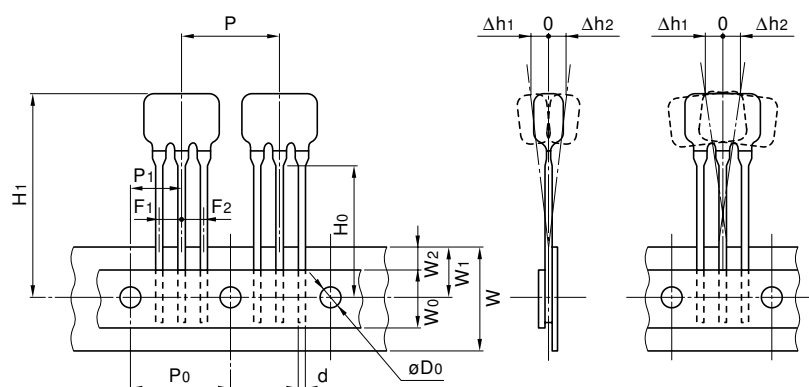
ELECTRICAL CHARACTERISTICS

STANDARD TYPE/LOW-LOSS TYPE

Type	3dB bandwidth (kHz)	20dB bandwidth (kHz)max.	Insertion loss (dB)max.	Spurious attenuation (dB)min.[9 to 12MHz]	Fig.
FFE1070MA	280±50	600(500)	6(2.5)	35(43)	1
FFE1070NA	230±50	570(430)	6(2.5)	35(43)	1
FFE1070MS	180±40	520(400)	7(3.5)	35(44)	2
FFE1070MJ	150±40	400(310)	10(4)	35(45)	2

• () are typical values.

TAPING SPECIFICATIONS



Dimensions in mm

Type	FFE1070
P	12.7±1
P0*1	12.7±1
P1	6.35±1.3
F1, F2*2	2.5±0.3
W	18+1, -0.5
W0	11.5min.
W1	9±0.5
W2	5max.
H0*3	16±0.5(18+1.5, -0)
øD0	ø4±0.2
Δh1, Δh2*4	2max.
d	0.55±0.1
H1	25max.

*1 The cumulative pitch tolerance is ±1mm at 20 pitches.

*2 The measurement position is the top of the tape and between the leads.

*3 The product with this dimension is also available.

*4 The measurement position is at a product of the top.