

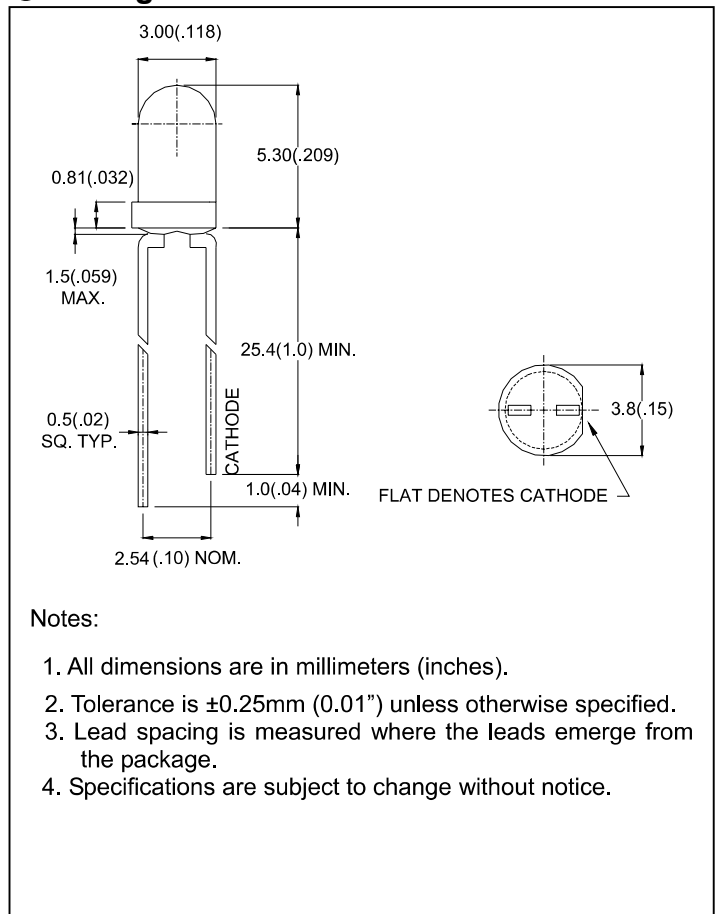
## ● Features:

1. Chip material: AlGaAs/GaAs
2. Emitted color : Super Red
3. Lens Appearance :Red diffused
4. Pulse Rate 2.4 Hz (VDD=5V)
5. Operating Voltage : 5V~12V (DC)
6. Easily be driven by TTL & C-MOS  
circuit no external circuit needed
7. Long life solid state reliability.
8. This product don't contained restriction  
substance, compliance ROHS standard.

## ● Applications:

1. TV set
2. Monitor
3. Telephone
4. Computer
5. Circuit board

## ● Package dimensions



## ● Absolute maximum ratings(Ta=25°C)

Parameter	Symbol	Rating	Unit
Operating Voltage	$V_O$	12(max)	V
Reverse Voltage	$V_R$	5(max)	V
Operating Temperature	$T_{opr}$	-40°C ~80°C	
Storage Temperature	$T_{stg}$	-40°C ~85°C	
Soldering Temperature	$T_{sol}$	260°C (for 5 seconds)	

## Electrical and optical characteristics(Ta=25°C)

Parameter	Symbol	Condition	Min.	Typ.	Max.	Unit
Pulse Rate	Pd	VDD=5V	2.0	2.4	2.8	Hz
Luminous Intensity	Iv	I <sub>F</sub> =20mA	-	50	-	mcd
Peak Wave Length	λ p	I <sub>F</sub> =20mA	-	660	-	nm
Dominant Wave Length	λ d	I <sub>F</sub> =20mA	-	643	-	nm
Spectral Line Half-width	Δ λ	I <sub>F</sub> =20mA	-	20	-	nm
Viewing Angle	2θ <sub>1/2</sub>	I <sub>F</sub> =20mA	-	45	-	deg

## Typical electro-optical characteristics curves

Fig.1 Relative intensity vs. Wavelength

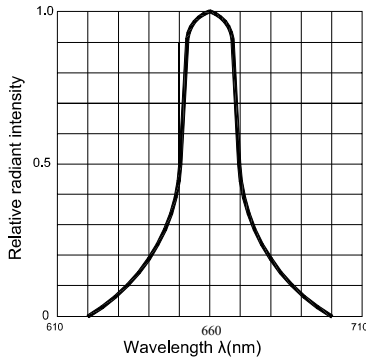


Fig.2 Forward current derating curve vs. Ambient temperature

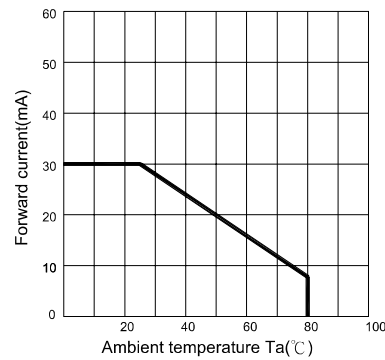


Fig.3 Forward current vs. Forward voltage

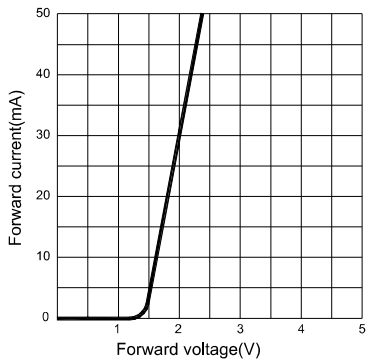


Fig.4 Relative luminous intensity vs. Ambient temperature

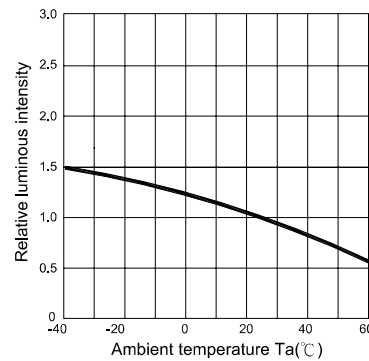


Fig.5 Relative luminous intensity vs. Forward current

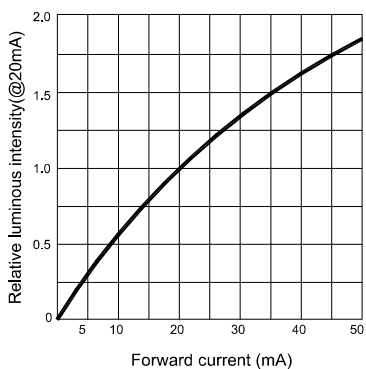


Fig.6 Radiation diagram

