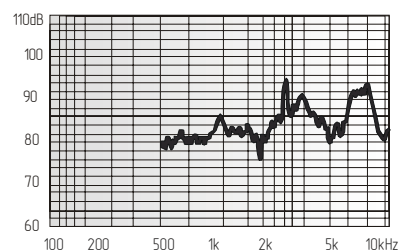


## 1. Акустические компоненты

## SMD



Technical drawing of a rectangular plate. The main view shows a plate with overall dimensions of 8 by 8. There are four holes, each with a diameter of 0.55. The distance between the centers of the holes is 6. The distance from the center of a hole to the nearest edge is 3. A detail view of one hole is shown, indicating a hole diameter of 0.65 and a hole depth of 0.8. The plate has a thickness of 0.74. The text '301000000 0000' is written above the main view.

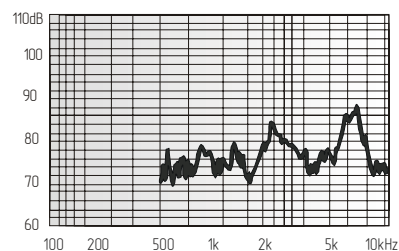


Потребляемый ток, не более	(мА)	80
Сопротивление	(Ом)	16

## SMD



Technical drawing of a rectangular plate. The drawing includes three views: a front view, a top view, and a side view. The front view shows a plate with a width of 0.55 and a height of 0.65. The top view shows a plate with a width of 0.8 and a height of 0.74. The side view shows a plate with a width of 0.65 and a height of 0.85. A label "ЭЛЕКТРОННОЕ ПОЛЕ" is present in the top view.

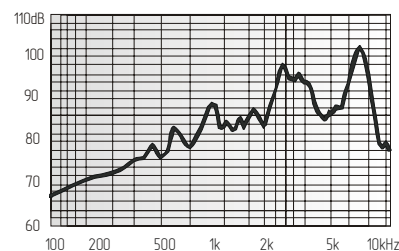


Потребляемый ток, не более	(мА)	90
Сопротивление	(Ом)	20

## SMD

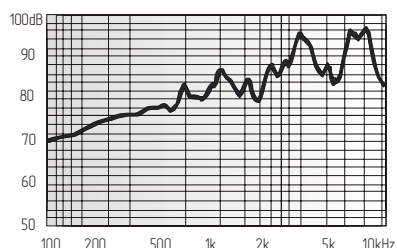


Technical drawing of a rectangular plate. The main view shows a plate with overall dimensions of 15 by 15. It features a central rectangular hole with a width of 4 and a height of 2.8. The distance from the center of the hole to the nearest edge is 0.9. A detail view of the corner is shown, indicating a fillet radius of 8.5 and a corner thickness of 8.5. The text 'ЭЛЕМЕНТЫ СМБ' is written above the main view.



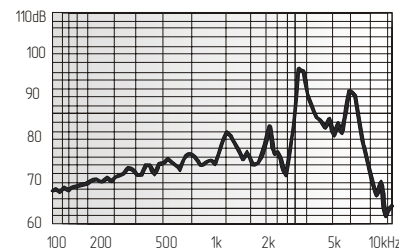
Потребляемый ток, не более	(мА)	90
Сопротивление	(Ом)	15

## SMD



Потребляемый ток, не более	(мА)	90
Сопротивление	(Ом)	160

Телефон: (495) 788-88-99  
ш. Энтузиастов, д. 31



Потребляемый ток, не более	(мА)	70
Сопротивление	(Ом)	
DAP9040A, DAP9040B		5,5±1
DAP9040C		25±4