

**Miniature Power PCB Relay PB**

- 1pole 10 A, 1 CO or 1 NO contact
- Environmentally-friendly cadmium-free contacts
- Class F coil system standard
- Compact and simple design gives high process security
- Product in accordance to IEC60335-1
- RoHS compliant (Directive 2002/95/EC) as per product date code 0346



F0224-A

**Applications**

White goods, small home appliances, heating temperature controllers

**Approvals**

VDE REG.-Nr. 121560, cULus E214025  
 Technical data of approved types on request

**Contact data**

Contact configuration	1 CO or 1 NO contact
Contact set	single contact
Type of interruption	micro-disconnection
Rated current	10 A
Rated voltage / max.switching voltage AC	250/400 VAC
Maximum breaking capacity AC	2500 VA
Limiting making capacity, max 4 s, duty factor 10%	15 A
Contact material	AgNi 90/10, AgSnO <sub>2</sub>
Mechanical endurance	5x10 <sup>6</sup> cycles
Rated frequency of operation with / without load	6/600 min <sup>-1</sup>

**Contact ratings**

Type	Load	Cycles
PB114	10 A/3 A, 250 VAC, 85°C, resistive, 50Hz, EN61810-1	30x10 <sup>3</sup>
PB114	(NO tested), 10 A, 250 VAC, 85°C, resistive, 50Hz, EN61810-1	30x10 <sup>3</sup>
PB114	10 A/10 A, 250 VAC, 85°C, resistive, 50Hz, EN61810-1	1x10 <sup>3</sup>
PB133, PB134	10 A, 250 VAC, 85°C, resistive, 50Hz, EN61810-1	20x10 <sup>3</sup>
PB134	6.5 A, 250 VAC, 85°C, resistive, 50Hz, EN61810-1	100x10 <sup>3</sup>
PB634	10 A, 250 VAC, 85°C, resistive, 50Hz, EN61810-1	100x10 <sup>3</sup>

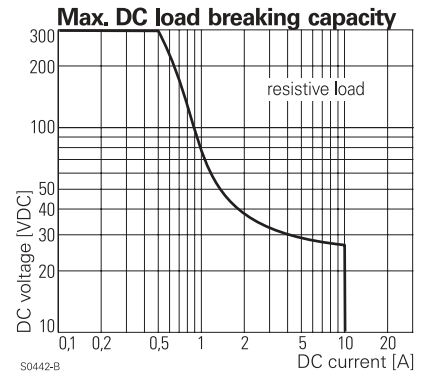
**Coil data**

	PB1..	PB5.., PB6..
Rated coil voltage range DC coil	5...48 VDC	5...24 VDC
Coil power DC coil	typ. 360 mW	typ. 500 mW
Operative range	2	

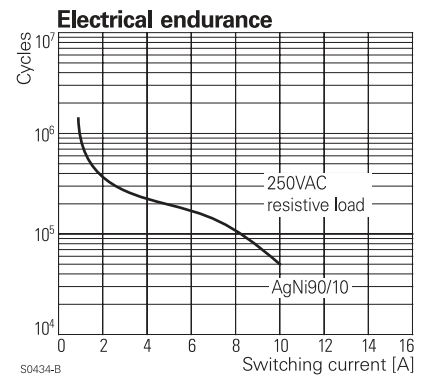
**Coil versions, DC-coil**

Coil code	Rated voltage VDC	Operate voltage VDC	Release voltage VDC	Coil resistance Ohm	Rated coil power mW
<b>Coil versions, DC-coil, 360mW</b>					
005	5	3.75	0.5	70±10%	357
006	6	4.5	0.6	100±10%	360
009	9	6.75	0.9	225±10%	360
012	12	9.0	1.2	400±10%	360
018	18	13.5	1.8	900±10%	360
022	22	16.5	2.2	1344±10%	360
024	24	18.0	2.4	1600±10%	360
048	48	36	4.8	6400±10%	360
<b>Coil versions, DC-coil, 500mW</b>					
005	5	3.75	0.5	48±10%	521
006	6	4.5	0.6	69±10%	522
012	12	9	1.2	274±10%	526
024	24	18	2.4	1097±10%	525

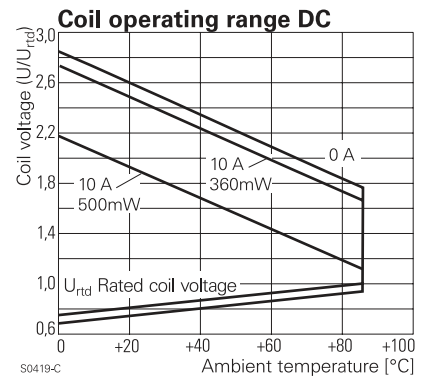
All figures are given for coil without preenergization, at ambient temperature +23°C  
 Other coil voltages on request



S0442-B



S0434-B



S0419-C

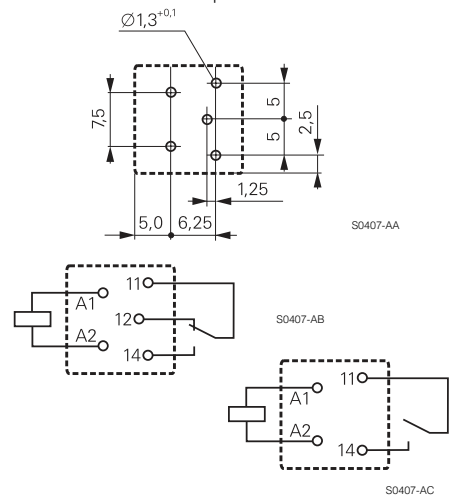
**Miniature Power PCB Relay PB (Continued)**

<b>Insulation</b>	
Dielectric strength coil-contact circuit	2500 V <sub>rms</sub>
open contact circuit	1000 V <sub>rms</sub>
Clearance / creepage coil-contact circuit CO version	≥ 3/4 mm
NO version	≥ 4/5 mm
Material group of insulation parts	IIIa
Tracking index of relay base	CTI 250
Insulation to IEC 60664-1	
Type of insulation coil-contact circuit	basic
open contact circuit	functional
Rated insulation voltage	250 V
Pollution degree	3
Rated voltage system	230/400 V
Overvoltage category	III

<b>Other data</b>	<b>PB1., PB6..</b>	<b>PB5..</b>
RoHS - Directive 2002/95/EC	compliant as per product date code 0346	
Flammability class according to UL94	V-0	
For version PB1, PB5: GWFI to IEC 60695-2-12	≥ 850°C	
GWIT to IEC 60695-2-13	≥ 775°C	
Ambient temperature range	-40...85°C	
Operate- / release time	< 20 ms	
Bounce time NO / NC contact	< 15 ms	
Vibration resistance (function) NO / NC contact	>10/4g 30...400Hz	>10/8g 30...400Hz
Shock resistance (destruction)	100 g	
Category of protection	RTII - flux proof	
Mounting	pcb	
Resistance to soldering heat	270°C / 10s	
Relay weight	5.4 g	
Packaging unit	35/1050 pcs	

**PCB layout <sup>1)</sup> / terminal assignment**

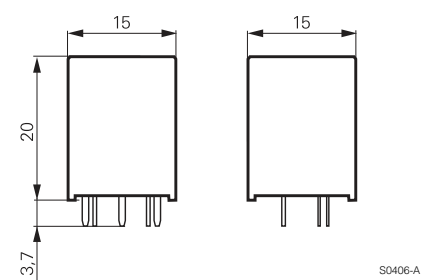
Bottom view on solder pins



**<sup>1)</sup> Layout note:**

No openings (e.g. holes, slots, cutouts, unused pins, open through connexions, etc.) allowed under the relay base. The relay base must be fully covered by the pcb, recommended minimum distance between the relay and the edge of the printed circuit board is 5 mm. For more information, please contact our application support.

**Dimensions**



**Miniature Power PCB Relay PB** (Continued)

**Product key**

Type			<b>P</b>	<b>B</b>					
Version									
<b>1</b>	standard version		<b>6</b> high performance version (NO version only)						
<b>5</b>	500 mW version								
Contact configuration									
<b>1</b>	1 CO contact		<b>3</b> 1 NO contact						
Contact material									
<b>3</b>	AgSnO <sub>2</sub>		<b>4</b> AgNi 90/10						
Coil	Coil code: please refer to coil versions table								
Other types on request									

Product key	Version	Contacts	Contact material	Coil	Part number
PB114005	standard	1 CO contact	AgNi 90/10	5 VDC	6-1415029-1
PB114006	class F			6 VDC	7-1415029-1
PB114012				12 VDC	8-1415029-1
PB114024				24 VDC	9-1415029-1
PB134005		1 NO contact		5 VDC	0-1415030-1
PB134006				6 VDC	1-1415030-1
PB134012				12 VDC	2-1415030-1
PB134024				24 VDC	3-1415030-1
PB514012	500 mW	1 CO contact		12 VDC	2-1415538-5
PB514024	version			24 VDC	5-1415535-6
PB634005	high	1 NO contact		5 VDC	3-1415541-8
PB634006	performance			6 VDC	3-1415541-9
PB634012	version			12 VDC	4-1415541-1
PB634024				24 VDC	4-1415541-2