

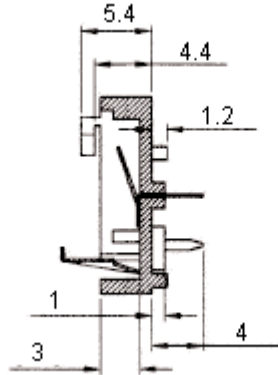
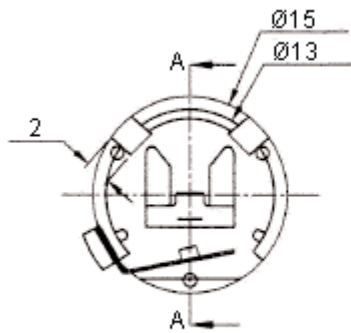


PART NO.

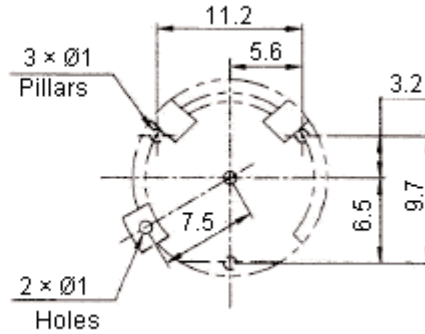
CH23-1220LF

REVISIONS

ECN #	REV	DESCRIPTION	DRAWN	DATE	CHECKD	DATE	APPRVD	DATE
-	A	RELEASED	Asha	26/11/11	Veena	26/11/11		10/12/11



Section A-A



PCB Mounting Layout

Dimensions : Millimetres



Specifications:

Material:

- Housing : PBT + 30% GF black colour
- Contact : Phosphor bronze 0.2 mm thick
Tin plated over nickel
- Current rating : 2 A ac / dc
- Voltage rating : 500 V ac / dc
- Contact resistance : 30 mΩ
- Insulation resistance : 500 MΩ
- Temperature range : -55°C to +85°C
- Humidity : 40°C and 90 - 95% RH for 96 hrs

General Tolerance	
Dimension : 0	±0.3
0	±0.2
Angle : ±3° 0	±0.1

Part Number Table

Description	Part Number
Battery Holder, DIP, 12 mm	CH23-1220LF

www.element14.com
www.farnell.com
www.newark.com

Important Notice : This data sheet and its contents (the "Information") belong to the members of the Premier Farnell group of companies (the "Group") or are licensed to it. No licence is granted for the use of it other than for information purposes in connection with the products to which it relates. No licence of any intellectual property rights is granted. The Information is subject to change without notice and replaces all data sheets previously supplied. The Information supplied is believed to be accurate but the Group assumes no responsibility for its accuracy or completeness, any error in or omission from it or for any use made of it. Users of this data sheet should check for themselves the information and the suitability of the products for their purpose and not make any assumptions based on information included or omitted. Liability for loss or damage resulting from any reliance on the information or use of it (including liability resulting from negligence or where the Group was aware of the possibility of such loss or damage arising) is excluded. This will not operate to limit or restrict the Group's liability for death or personal injury resulting from its negligence. Multicomp is the registered trademark of the Group. © Premier Farnell plc 2011.

TOLERANCES:
UNLESS OTHERWISE SPECIFIED, DIMENSIONS ARE FOR REFERENCE PURPOSES ONLY.

DRAWN BY:	DATE:
Asha	26/11/11
CHECKED BY:	DATE:
Veena	26/11/11
APPROVED BY:	DATE:
	10/12/11

DRAWING TITLE:			
Battery Holder			
SIZE	DWG NO.	ELECTRONIC FILE	REV
A	M10002766	CH 23-1220LF_DWG	A
SCALE: NTS		U.O.M.: mm	SHEET: 1 OF 1