

# SPECIFICATION

## FOR APPRONAL

Customer : \_\_\_\_\_

Product Name : Magnetic Buzzer(Self-drive)

Model Name : VSX129515F23-DAP

Drawing No. : VS20200706011

Signature of Voise

Approved by	Checkde by	Issued by	Date

**Voise** 福爱斯电子有限公司  
ELECTRONIC VOISE ELECTRONICS CO.,LTD.

Office Add:Haoyangguang B-302# No.968 Baizhang Road,Ningbo China  
Factory add: Shishan Industrial Park Moushan Town Yuyao City China  
Tel:86-0574-87471601 Fax:86-0574-87471603 P.C.315000  
Http://www.nbvoise.com E-mail:sales@nbvoise.com



<b>Specification for Magnetic Buzzer</b>		Page	3/6	
		Revision No.	1.0	
Model No.:	VSX129515F23-DAP		Drawing No.	VS20200706011

## 2. Scope

This product specification is applied to the Magnetic Buzzer in alarm systems. Please contact us when using this product for any other applications than described in the above.

## 3. General Characteristics

- 3.1 Out-Diameter : 12 mm
- 3.2 Height : 9.5 mm
- 3.3 Weight : 1.8 g
- 3.4 Operating Temperature : -30~+70°C without loss of function
- 3.5 Store Temperature : -40~+85°C without loss of function

## 4. Electrical and Acoustic Characteristics.

Test condition :15 ~ 35 °C Temp., 25% ~ 75% RH,86~106 kPa Refer to IEC60268-1

No	Items	Specification
1	Rated Voltage	1.5V DC
2	Working Voltage	1-3V DC
3	Max Rated Current	30mA/1.5VDC
4	Min Sound Preesure Level	85dB/1,5VDC/10cm
5	Resonant Frequency	2.3±0.5KHz
6	Tone Nature	Continuous
7	Housing Material	PBT
8	Color	Black

Specification for Magnetic Buzzer		Page	4/6	
		Revision No.	1.0	
Model No.:	VSX129515F23-DAP		Drawing No.	VS20200706011


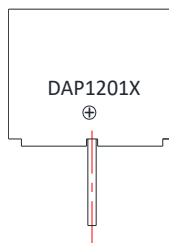
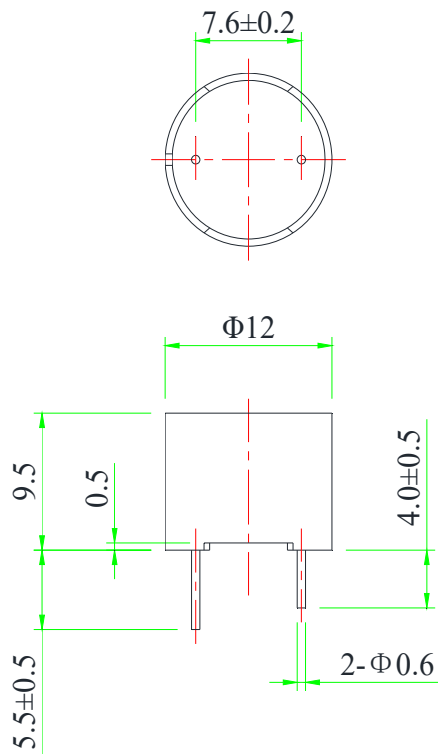
## 5. Reliability Test

After test(1~7item), the buzzer S.P.L . difference shall be within  $\pm 8\text{dB}$ , and the appearance not exist any change to be harmful to normal operation

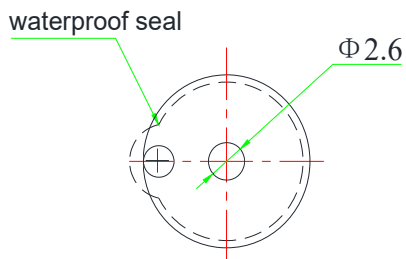
No	Items	Specification
1	High Temp.Test	After being woked in a chamber with $+70\pm 2\text{ }^\circ\text{C}$ for 2h and then being placed in natural condition for 2h, and then check.
2	Low Temp.Test	First being worked in a chamber with $-20\pm 2\text{ }^\circ\text{C}$ for 2h and then being placed in natural condtion for 2h, and then check.
3	Humidity Test	After being placed in a chamber with 90 to 95%R.H. at $+40\pm 2\text{ }^\circ\text{C}$ for 2 h and then being placed in natural condition for 2h ,and then check.
4	Thermal Shock Test	After being worked in a chamber at $+70\pm 2\text{ }^\circ\text{C}$ for 1 hour, then sounder shall be placed in a chamber at $-20\pm 2\text{ }^\circ\text{C}$ for 1 hour(1 cycle is the below diagram). The test duration is for 10 cycle.after being placed in natural condition for 1 hour.and then check.
5	Vibration Test	Being applied vibration of amplitude of 1.5mm with 10-30Hz band of vibration frequency,X.Y.Z.3 direction.2 hours each, total 6 hours.
6	Drop Test	Free drop fram 1.0 meter height to a board 20mm thick hard wood board. and be nothing mechanical damage. tatol 6 times.
7	Solderability	Lead terminals are immersed in rosin for 5 seconds and then immersed in solder bath of $+260\pm 5\text{ }^\circ\text{C}$ for $3\pm 0.5$ seconds.
8	Terminal Strength Pulling	The force 10 seconds of 9.8N is applied go each terminal in axial direction.

Specification for Magnetic Buzzer		Page	5/6
		Revision No.	1.0
Model No.:	VSX129515F23-DAP	Drawing No.	VS20200706011

### 6. Dimensions



Laser Masking Label:  
 DAP1201X  
 Washable Label



FIRST ANGLE PROJECTION



UNIT : mm  
 Tolerance : ±0.2

Specification for Magnetic Buzzer		Page	6/6
		Revision No.	1.0
Model No.:	VSX129515F23-DAP	Drawing No.	VS20200706011

## 7. Packing



1 pcs



1 tray=100 pcs



1 carton=6000 pcs



1 box=1000 pcs



100 pcs per tray  
 5 trays for unit, 12 units per carton  
 Total:6000 pcs per carton  
 Size:520x420x280mm